JETIR.ORG ISSN: 2349-5162 | ESTD Year : 2014 | Monthly Issue
JOURNAL OF EMERGING TECHNOLOGIES AND INNOVATIVE RESEARCH (JETIR)
An International Scholarly Open Access, Peer-reviewed, Refereed Journal

A Review on Synergistic Effects of Nutraceuticals:

Explore how combining different nutraceuticals can enhance their overall effectiveness.

Aditya Sinha*[1], Alok kumar[1], Ashish[1],

Mr. Qumre Alam[2]

[1]Student, Bachelor of Pharmacy, Innovative College of Pharmacy, Greater Noida, U.P.

[2]Associate Professor, Department of Pharmacy, Innovative College of Pharmacy, Greater Noida, U.P.

Abstract

Nutraceuticals derived from food sources, nutraceuticals combine pharmacological and nutritional characteristics to offer health benefits beyond simple nutrition. This paper explores the importance of synergy in enhancing the efficacy of nutraceuticals, particularly in managing complex health conditions. Curcumin and piperine are two examples of synergistic combos that show improved bioavailability and complementary processes that can lead to better health outcomes. Challenges such as poor solubility, rapid metabolism, instability, and dietary interactions hinder the bioavailability of many nutraceuticals. Piperine has been identified as a significant enhancer of curcumin absorption by inhibiting metabolic enzymes and increasing intestinal permeability. These synergistic interactions not only improve bioavailability but also amplify therapeutic effects in conditions like arthritis and cancer. Continued research into optimal combinations and dosages is essential for maximizing the health benefits of nutraceuticals and informing public health strategies.

Key word: Nutraceuticals, Metabolism, Multimodal Interactions, Targeting Disease Stages,Efflux Transporters, Synergistic Effects, Oxidative Stress.

Introduction

Definition of Nutraceuticals

The Products made from food sources that provide health advantages beyond basic nourishment are known as nutraceuticals. The term "nutraceutical" combines "nutrition" means food component for nourishing and "pharmaceutical," means medicine or reflecting their role in health promotion and disease prevention. Vitamins, minerals, herbal items, amino acids, and functional meals are just a few of the many compounds that fall under the broad category

of nutraceuticals. They come in a variety of forms, including powders, capsules, pills and fortified foods. The World Health Organization (WHO) states that by lowering the risk of chronic illnesses and enhancing general wellbeing, nutraceuticals can be extremely important for public health [50].

Importance of Synergy in Enhancing Health Benefits

When two or more compounds combine to create a greater benefit than the sum of their separate effects, this is known as nutraceuticals synergy. This synergy is particularly important in the context of complex health conditions, where multifactorial approaches are often required for effective management.

1. **Enhanced Efficacy**: Combining nutraceuticals can lead to enhanced efficacy in preventing or managing health issues. For instance, curcumin, an active compound in turmeric, is well-known for its anti-inflammatory and antioxidant properties. However, its clinical efficacy is limited due to poor bioavailability. When combined with piperine, an alkaloid from black pepper, the bioavailability of curcumin is significantly increased—studies show improvements of up to 2000% [45]. This enhanced absorption allows curcumin to exert its beneficial effects more effectively.

2. **Complementary Mechanisms**: Different nutraceuticals can target multiple biological pathways, leading to a more comprehensive approach to health management. For example, the combination of quercetin (a flavonoid) and vitamin C provides not only enhanced antioxidant effects but also supports immune function and reduces inflammation [17].
3. **Reduction of Side Effects**: Synergistic combinations can sometimes allow for lower dosages of individual components, potentially reducing the risk of adverse effects. For instance, when herbal extracts are combined, the therapeutic effects can be achieved with lower concentrations, minimizing side effects associated with high doses.
4. **Holistic Health Approaches**: The synergistic effects of nutraceuticals align well with holistic health approaches that consider the interconnectedness of various body systems. This perspective is essential in treating chronic diseases, where multiple factors contribute to disease progression.

Table 1: Nutraceuticals and Their Individual Benefits

Nutraceutical	**Key Benefits**	**CommonSources**
Omega-3 Fatty Acids	Heart health, anti-inflammatory	Fish, flaxseed
Curcumin	Anti-inflammatory, antioxidant	Turmeric
Resveratrol	Cardiovascular health, anti-aging	Grapes, berries
Quercetin	Antioxidant, antihistamine	Onions, apples

Mechanisms of Synergy

Enhanced Bioavailability

Challenges of Bioavailability in Nutraceuticals

Bioavailability refers to the proportion of a nutrient or bioactive compound that enters the bloodstream when it is introduced into the body and is made available for use or storage. One of the primary challenges facing nutraceuticals is their often-low bioavailability, which can limit their effectiveness in promoting health benefits.

1. **Poor Solubility**: The body finds it challenging to properly absorb many nutraceuticals due to their low water solubility, especially polyphenols and other phytochemicals. For example, turmeric's active component, curcumin, is poorly soluble, which prevents the gastrointestinal tract from absorbing it [43].
2. **Rapid Metabolism**: Once absorbed, some nutraceuticals are rapidly metabolized by the liver, which can lead to reduced concentrations of the active compounds in systemic circulation. For example, curcumin undergoes extensive conjugation in the liver, reducing its bioavailability even further [49].
3. **Instability**: Many nutraceuticals are sensitive to light, heat, and oxygen, leading to degradation before they can be absorbed by the body. This instability can reduce their effectiveness and therapeutic potential.
4. **Interactions with Food**: Certain dietary components can inhibit the absorption of nutraceuticals. For instance, high-fat meals can interfere with the absorption of some fat-soluble vitamins and phytochemicals.

Role of Piperine in Increasing Curcumin Absorption

Piperine, a bioactive compound found in black pepper, has been extensively studied for its ability to enhance the bioavailability of various nutraceuticals, particularly curcumin.

1. **Inhibition of Metabolism**: Piperine has been shown to inhibit hepatic and intestinal enzymes responsible for metabolizing curcumin. By blocking the action of these enzymes, piperine can significantly prolong the presence of curcumin in the bloodstream, enhancing its overall absorption and effectiveness.
2. **Improvement of Gastrointestinal Tract Absorption**: Piperine increases intestinal permeability, allowing for greater absorption of curcumin across the intestinal wall. This effect is attributed to piperine's ability to enhance the expression of tight junction proteins in the gut, thereby facilitating the transport of curcumin into the bloodstream [4].
3. **Synergistic Effects on Bioavailability**: Clinical studies have demonstrated that the combination of curcumin and piperine leads to a substantial increase in the bioavailability of curcumin. One study found that when curcumin was administered with piperine, the serum concentration of curcumin increased dramatically, indicating that the two compounds work synergistically to improve absorption.
4. **Enhanced Therapeutic Effects**: The increased bioavailability resulting from the combination of piperine and curcumin not only enhances the anti-inflammatory and antioxidant properties of curcumin but also improves its potential therapeutic effects in various health conditions, such as arthritis, cancer, and metabolic disorders [46].

Complementary Mechanisms of Action

Multiple Target Pathways

Nutraceuticals can influence various biological pathways, providing a multifaceted approach to health promotion and disease prevention. This ability to target multiple mechanisms makes them particularly effective in managing complex conditions, where several physiological systems are involved.

1. **Multimodal Interactions**: Nutraceuticals can interact with various cellular receptors, enzymes, and signaling pathways. For example, many phytochemicals modulate pathways related to inflammation, metabolism, and apoptosis (programmed cell death). This broad action is essential for diseases characterized by multifactorial processes, such as cancer, cardiovascular diseases, and metabolic disorders.
2. **Synergistic Effects**: The combined use of nutraceuticals can lead to enhanced effects, a principle known as synergy. For instance, combining curcumin with other compounds (like piperine) not only improves absorption but also enhances the therapeutic effects by allowing the active components to work together on different biological targets.
3. **Targeting Multiple Stages of Disease**: Chronic diseases often progress through several stages. Nutraceuticals that target various stages—such as initiation, promotion, and progression—can be particularly beneficial. For example, curcumin’s ability to reduce inflammation and oxidative stress can inhibit early cancer cell transformation while also promoting apoptosis in established cancer cells.

Table 2: Synergistic Combinations

Combination		Synergistic effect	Mechanism of Action
Omega-3 Curcumin	+	Enhanced anti-inflammatory effects	Both inhibit pro-inflammatory cytokines
Resveratrol Quercetin	+	Improved cardiovascular health	Both improve endothelial function and reduce oxidative stress
Curcumin Quercetin	+	Enhanced antioxidant capacity	Together they neutralize free radicals more effectively
Omega-3 Resveratrol	+	Increased heart protection	Complementary pathways in reducing inflammation and oxidative damage

Example: Curcumin's Anti-inflammatory and Antioxidant Properties

Curcumin, the active component of turmeric, exemplifies a nutraceutical that operates through complementary mechanisms, particularly its anti-inflammatory and antioxidant properties.

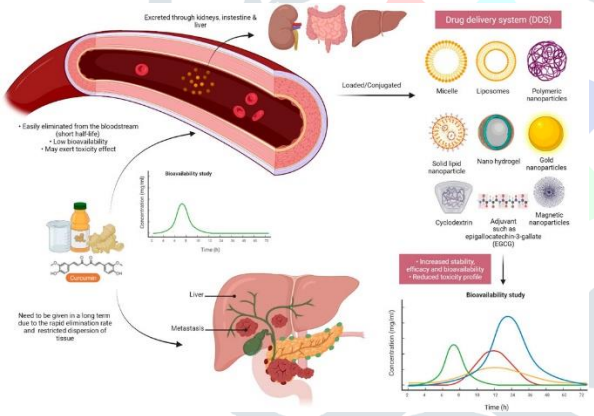

Fig 1. Curcumin

1. **Anti-inflammatory Properties**:

- Curcumin is known to inhibit the activity of multiple inflammatory mediators. One of its primary mechanisms involves the suppression of nuclear factor kappa B (NF-kB), a transcription factor that regulates the expression of pro-inflammatory cytokines (e.g., TNF-α, IL-1β, and IL-6). By preventing NF-kB activation, curcumin reduces the inflammatory response, which is crucial for conditions such as rheumatoid arthritis, inflammatory bowel disease, and chronic pain [6].

- Curcumin also inhibits the synthesis of cyclooxygenase (COX) enzymes, further diminishing the production of inflammatory mediators [1].

2. **Antioxidant Activity**:

- Curcumin exhibits strong antioxidant properties, effectively scavenging free radicals and reducing oxidative stress in cells. It enhances the expression of antioxidant enzymes, such as superoxide dismutase (SOD) and glutathione peroxidase, which provide cellular protection against oxidative damage [30].

- By reducing oxidative stress, curcumin not only protects against cellular damage but also plays a role in preventing chronic diseases linked to oxidative stress, such as cardiovascular diseases, neurodegenerative disorders, and cancer [5].

3. **Influence on Gene Expression**:

- Curcumin can modulate gene expression involved in inflammatory and antioxidant pathways. It activates the Nrf2 (nuclear factor erythroid 2-related factor 2) signaling pathway, leading to the upregulation of genes responsible for antioxidant defense. This activation plays a significant role in combating oxidative stress and maintaining cellular homeostasis [22].

4. **Clinical Implications**:

- The combined anti-inflammatory and antioxidant actions of curcumin make it a valuable therapeutic agent in both preventive and therapeutic contexts. Clinical studies have shown that curcumin can reduce symptoms and improve quality of life in patients with chronic inflammatory conditions, such as arthritis and metabolic syndrome [41].
- Its efficacy in cancer therapy has also been explored, with studies suggesting that curcumin may enhance the effects of conventional treatments while reducing side effects [27].

Modulation of Transport Proteins

Impact of Piperine on Intestinal Transport Proteins

Piperine, a key bioactive component of black pepper (Piper nigrum), is recognized for its ability to enhance the bioavailability of various nutraceuticals through modulation of intestinal transport proteins.

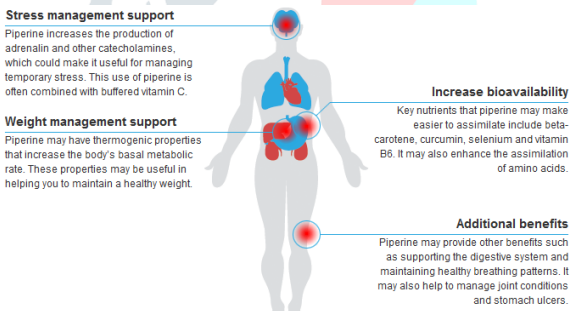

Fig 2. Piperine Effects

1. **Inhibition of Efflux Transporters**: One of the significant roles of piperine is its ability to inhibit efflux transporters such as P-glycoprotein (P-gp). P-gp is an ATP-dependent pump located in the intestinal epithelial cells that actively extrudes a variety of compounds back into the intestinal lumen, reducing their absorption into systemic circulation. By inhibiting P-gp, piperine increases the retention time of compounds like curcumin and other phytochemicals within the intestinal cells, thereby enhancing their absorption [45].

2. **Enhancement of Intestinal Permeability**: Piperine has been shown to increase intestinal permeability, facilitating the passive diffusion of various nutraceuticals. It does this by modulating the tight junctions between intestinal epithelial cells. Studies indicate that piperine alters the expression of tight junction proteins (e.g., occludin and claudin), which helps to improve the transport of larger and hydrophobic molecules across the intestinal barrier [4].

3. **Upregulation of Transport Proteins**: Research suggests that piperine may also upregulate the expression of certain nutrient transporters, such as sodium-glucose cotransporter 1 (SGLT1) and various amino acid transporters. This upregulation can enhance the absorption of glucose, amino acids, and other vital nutrients, thereby improving overall nutrient bioavailability [10].

Benefits of Improved Absorption for Various Nutraceuticals

The modulation of intestinal transport proteins by piperine results in several important benefits for the bioavailability and therapeutic effectiveness of various nutraceuticals:

1. **Increased Bioavailability**: The primary benefit of piperine's action is the significant increase in the bioavailability of various nutraceuticals. For instance, curcumin's bioavailability is notoriously low due to its rapid metabolism and poor absorption. When combined with piperine, studies have shown that the absorption of curcumin can be enhanced by up to 2000%, making it much more effective in exerting its health benefits [48].

2. **Enhanced Therapeutic Efficacy**: Improved absorption translates into enhanced therapeutic efficacy. For example, curcumin, when co-administered with piperine, demonstrates stronger anti-inflammatory and antioxidant effects. This combination has been shown to provide superior outcomes in conditions such as arthritis, metabolic syndrome, and even cancer [1].

3. **Potential for Reduced Dosage**: With improved bioavailability, the required dosage of certain nutraceuticals may be reduced while still achieving desired therapeutic effects. This reduction can decrease the risk of side effects and improve patient compliance. For instance, lower doses of curcumin can be as effective when combined with piperine compared to higher doses of curcumin alone [29].
4. **Broader Applications in Health**: The ability to enhance the absorption of a range of nutraceuticals expands their potential applications in health management. For instance, the combination of piperine with various vitamins, minerals, and other bioactive compounds can maximize their health benefits in areas such as immune support, cardiovascular health, and metabolic function. This synergistic effect allows for a more integrated approach to nutrition and health promotion [4].

Table 3: Clinical Studies Supporting Synergistic Effects

Nutraceuticals Used	**Findings**
Omega-3 + Curcumin	30% reduction in inflammatory markers
Resveratrol + Quercetin	Improved endothelial function in participants
Curcumin + Quercetin	Significant increase in antioxidant levels
Omega-3 + Resveratrol	Decreased risk of cardiovascular events

Examples of Synergistic Combinations

Synergistic Combination of Curcumin and Piperine

Overview of Their Combined Effects

Curcumin, the active component of turmeric (Curcuma longa), has garnered significant attention for its anti-inflammatory, antioxidant, and anticancer properties. However, its bioavailability is notoriously low due to poor absorption, rapid metabolism, and quick elimination from the body. Piperine, a compound found in black pepper (Piper nigrum), has been shown to enhance the bioavailability of curcumin significantly. Research suggests that piperine can increase curcumin absorption by up to 2000%, allowing for more pronounced therapeutic effects [44].

The mechanism behind this synergistic effect lies primarily in piperine's ability to inhibit certain intestinal enzymes and transport proteins that would otherwise metabolize curcumin before it can exert its beneficial effects. By blocking these pathways, piperine allows more curcumin to enter systemic circulation, thereby enhancing its potential health benefits [40].

Applications in Chronic Disease Management

1. **Anti-Inflammatory Effects**: Chronic inflammation is a common pathway for numerous diseases, including arthritis, cardiovascular diseases, and certain cancers. Both curcumin and piperine have been shown to possess anti-inflammatory properties. Their combination can help modulate inflammatory pathways such as NF-κB and the cyclooxygenase (COX) enzymes [50]. This synergy may offer a complementary approach in managing inflammatory diseases, providing relief and potentially reducing the need for conventional anti-inflammatory medications.
2. **Cancer Prevention and Treatment**: Curcumin has been extensively studied for its anticancer properties, including its ability to inhibit tumor growth, induce apoptosis in cancer cells, and prevent metastasis [27]. Piperine enhances these effects by increasing curcumin's absorption and possibly modulating the expression of drug-resistance genes. Together, they have shown promise in various cancer types, including breast, colon, and prostate cancer. Clinical trials are ongoing to evaluate their combined efficacy in cancer therapy [2].
3. **Metabolic Disorders**: The combination of curcumin and piperine has also been explored in the context of metabolic disorders, such as obesity and diabetes. Curcumin can improve insulin sensitivity and reduce blood glucose levels, while piperine can enhance metabolic rates [14]. Together, they may provide a multifaceted approach to managing metabolic syndrome, supporting weight loss, and improving overall metabolic health.
4. **Neuroprotective Effects**: Neurodegenerative diseases, such as Alzheimer's and Parkinson's, are linked to chronic inflammation and oxidative stress. Studies have indicated that curcumin has neuroprotective properties, and when paired with piperine, its bioavailability increases, enhancing its potential to protect neuronal cells and improve cognitive function [28]. This combination may serve as a natural adjunct in the management of neurodegenerative conditions.
5. **Cardiovascular Health**: Curcumin's antioxidant properties help reduce oxidative stress, a key factor in cardiovascular diseases. Piperine's ability to enhance curcumin absorption may bolster cardiovascular benefits by improving endothelial function and reducing cholesterol levels [39]. This synergistic effect may help mitigate risks associated with heart disease and improve overall heart health.

Synergistic Combination of Quercetin and Vitamin C

Enhanced Absorption and Antioxidant Protection

Quercetin is a flavonoid widely found in fruits, vegetables, and grains, known for its antioxidant and anti-inflammatory properties. However, its bioavailability can be relatively low due to poor absorption and rapid metabolism.

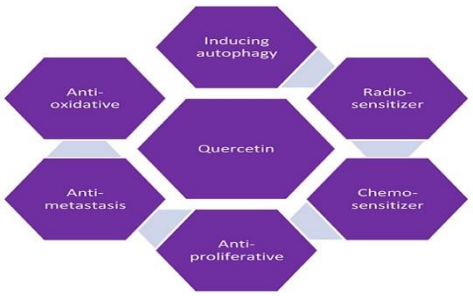

Fig 3. Quercetin

Vitamin C (ascorbic acid) is a potent antioxidant that also plays a crucial role in enhancing the absorption of quercetin.

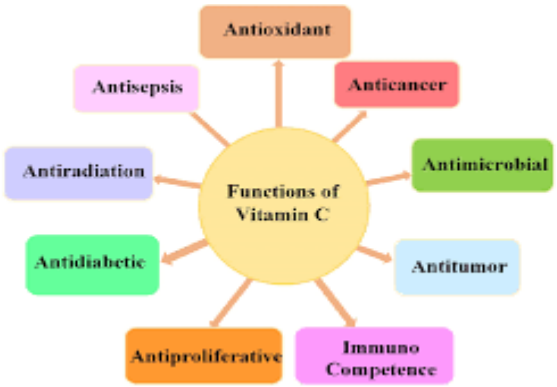

Fig 4. Vitamin C

Research has shown that vitamin C can enhance the bioavailability of quercetin by up to 50% [25]. This synergistic effect may be attributed to vitamin C's ability to prevent the degradation of quercetin in the gastrointestinal tract and promote its uptake into the bloodstream. Moreover, both compounds have complementary antioxidant mechanisms. Quercetin stabilizes free radicals, while vitamin C regenerates other antioxidants, including quercetin itself, thus prolonging its effects in the body [18].

This combination not only maximizes the individual benefits of each compound but also enhances their overall efficacy in combating oxidative stress, which is linked to various chronic diseases.

Potential Health Benefits

1. **Antioxidant Activity**: Both quercetin and vitamin C exhibit significant antioxidant properties. They work synergistically to neutralize free radicals and reduce oxidative stress, which is implicated in aging and various diseases, including cancer, cardiovascular diseases, and neurodegenerative disorders [12]. Their combined antioxidant capacity can lead to more effective protection against cellular damage.
2. **Anti-Inflammatory Effects**: Quercetin is known for its anti-inflammatory properties, which can help modulate immune responses and reduce chronic inflammation. Vitamin C also plays a role in reducing inflammatory markers. Together, they may be beneficial in managing conditions such as asthma, arthritis, and other inflammatory diseases [13].
3. **Cardiovascular Health**: The combination of quercetin and vitamin C has been studied for its potential to improve cardiovascular health. Quercetin has been shown to lower blood pressure and improve endothelial function, while vitamin C contributes to vascular health by enhancing nitric oxide production [47]. This dual action can reduce the risk of cardiovascular diseases, including hypertension and atherosclerosis.
4. **Immune Support**: Both compounds have been linked to enhanced immune function. Quercetin can inhibit the replication of viruses and support the immune response, while vitamin C is crucial for the functioning of immune cells [7]. Together, they may enhance the body's ability to ward off infections and support overall immune health.
5. **Cancer Prevention**: Emerging evidence suggests that the combination of quercetin and vitamin C may exert protective effects against certain cancers. Quercetin has been shown to induce apoptosis in cancer cells and inhibit tumor growth, while vitamin C can enhance these effects by supporting collagen synthesis and the immune response [16]. This synergy might be particularly beneficial in preventing cancers associated with oxidative stress and inflammation.
6. **Metabolic Health**: Quercetin has been linked to improved metabolic health, including better insulin sensitivity and reduced blood glucose levels. When combined with vitamin C, these effects may be amplified, potentially benefiting individuals with metabolic syndrome and type 2 diabetes [36].

Synergistic Effects of Fish Oil and Astaxanthin

Combined Effects on Cardiovascular Health

Fish oil, primarily rich in omega-3 fatty acids (EPA and DHA), is well-recognized for its cardiovascular benefits. Omega-3 fatty acids are known to lower triglyceride levels, reduce blood pressure, and improve endothelial function [3]. They exert antiarrhythmic effects and reduce inflammation, which are critical factors in cardiovascular health.

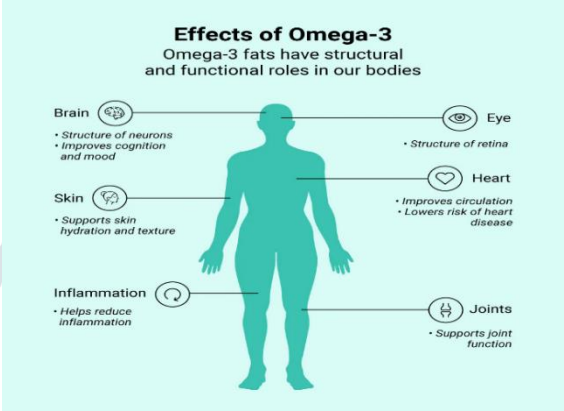

Fig 5. Fish Oil

Astaxanthin, a carotenoid found in certain algae and seafood, has garnered attention for its potent antioxidant properties. It is believed to enhance cardiovascular health by improving lipid profiles, reducing oxidative stress, and lowering inflammation [21]. The combination of fish oil and astaxanthin may provide complementary benefits, potentially leading to improved cardiovascular outcomes.

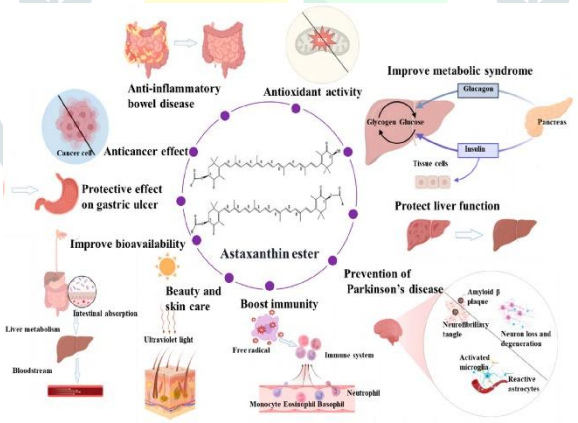

Fig 6. Astaxanthine

1. **Lipid Profile Improvement**: Studies have shown that the combination of fish oil and astaxanthin can lead to more significant reductions in triglycerides and LDL cholesterol compared to fish oil alone. This can result in a lower risk of atherosclerosis and cardiovascular disease.
2. **Endothelial Function**: Astaxanthin has been shown to improve endothelial function, which is essential for maintaining vascular health. When combined with omega-3 fatty acids, which also enhance endothelial function, the duo may promote better blood flow and reduced arterial stiffness. This combined effect may help mitigate cardiovascular risk factors.
3. **Blood Pressure Regulation**: Both fish oil and astaxanthin have demonstrated the ability to lower blood pressure. A study indicated that astaxanthin supplementation, particularly in conjunction with omega-3 fatty acids, can further help in managing hypertension, offering a more comprehensive approach to cardiovascular health.

Synergistic Anti-Inflammatory Properties

Chronic inflammation is a major contributor to the development of cardiovascular diseases, metabolic syndrome, and other chronic conditions. Both fish oil and astaxanthin have anti-inflammatory effects that can work synergistically to combat inflammation.

1. **Mechanisms of Action**:
- **Fish Oil**: Omega-3 fatty acids modulate inflammatory pathways by reducing the production of pro-inflammatory cytokines and eicosanoids. They promote the formation of anti-inflammatory mediators, such as resolvins and protectins, which help resolve inflammation [8].
- **Astaxanthin**: Astaxanthin exhibits potent antioxidant properties, which can scavenge free radicals and reduce oxidative stress. This mechanism is crucial as oxidative stress is a significant driver of inflammation. Astaxanthin also inhibits the activation of nuclear factor kappa B (NF-κB), a key regulator of inflammation [38].

2. **Clinical Evidence**: Research has shown that the combination of fish oil and astaxanthin leads to significant reductions in inflammatory markers, such as C-reactive protein (CRP) and interleukin-6 (IL-6) [34]. This synergistic effect may provide a powerful strategy for managing chronic inflammatory conditions, potentially benefiting patients with cardiovascular diseases.
3. **Joint Health**: The anti-inflammatory properties of both fish oil and astaxanthin extend to joint health. Studies have suggested that this combination may reduce symptoms associated with arthritis and joint pain, further contributing to overall well-being [34].

Synergistic Effects of Green Tea Extract and L-Theanine

Cognitive Benefits of the Combination

Green tea extract, primarily derived from *Camellia sinensis*, is rich in polyphenols, particularly epigallocatechin gallate (EGCG), which have been shown to support cognitive function. **L-theanine**, an amino acid found almost exclusively in tea leaves, is known for its calming effects without sedation. The combination of green tea extract and L-theanine has garnered attention for its potential cognitive benefits.

1. **Enhanced Attention and Focus**: Research indicates that L-theanine can promote alpha brain wave activity, which is associated with a relaxed yet alert mental state [11]. When combined with the stimulating effects of caffeine present in green tea, the duo can enhance attention and focus more effectively than either component alone. Studies show that participants consuming L-theanine and caffeine together perform better on attention-related tasks compared to those consuming caffeine alone [19].
2. **Memory Improvement**: The neuroprotective effects of EGCG, along with the cognitive-enhancing properties of L-theanine, may contribute to memory enhancement. Animal studies have demonstrated that EGCG can promote neurogenesis and synaptic plasticity, crucial for learning and memory [51]. The combination has shown promise in improving both working memory and long-term memory in human studies [32].
3. **Mood Regulation**: L-theanine is known to have anxiolytic properties, which may complement the cognitive benefits of green tea extract. By reducing anxiety and promoting relaxation, L-theanine may create a conducive environment for better cognitive performance [23]. This combination can lead to improved mood and reduced mental fatigue, enhancing overall cognitive function.

Stress Response Enhancement

1. **Regulation of Stress Hormones**: L-theanine has been shown to modulate the body's stress response by influencing levels of cortisol, the primary stress hormone. Research indicates that L-theanine supplementation can significantly reduce cortisol levels in response to stress [31]. This effect, when combined with the antioxidant properties of green tea extract, may provide enhanced protection against the physiological impacts of stress.
2. **Calming Effects During Stress**: The combination of green tea extract and L-theanine may help improve the body's response to stressors. L-theanine promotes relaxation without drowsiness, which can mitigate the acute

stress response, leading to a more balanced reaction during stressful situations [37]. The calming effects of L-theanine can counterbalance any potential jitters caused by caffeine in green tea, providing a stable mental state during stress.

3. **Improved Sleep Quality**: Chronic stress can disrupt sleep patterns, which in turn affects cognitive performance. L-theanine is known to improve sleep quality, potentially through its calming effects and ability to increase levels of GABA, serotonin, and dopamine [35]. The antioxidant properties of green tea extract may also contribute to improved sleep quality by reducing oxidative stress, further enhancing recovery and cognitive function during waking hours.

Clinical Implications of Green Tea Extract and L-Theanine

Application in Inflammatory Diseases

Green Tea Extract: Green tea extract, particularly its active component epigallocatechin gallate (EGCG), exhibits significant anti-inflammatory properties. Clinical studies have demonstrated that EGCG can inhibit the production of

pro-inflammatory cytokines, such as TNF-α and IL-6, which play key roles in various inflammatory diseases [52]. This inhibition is particularly relevant in conditions like rheumatoid arthritis and inflammatory bowel disease (IBD), where chronic inflammation is a hallmark.

1. **Rheumatoid Arthritis**: Research has shown that EGCG can help reduce disease activity and symptoms in patients with rheumatoid arthritis by modulating immune responses and decreasing inflammatory markers [15]. A clinical trial indicated that participants who supplemented with green tea extract experienced a reduction in joint swelling and pain.
2. **Inflammatory Bowel Disease**: In IBD, EGCG has been shown to improve mucosal healing and reduce inflammation. A study found that green tea consumption was associated with decreased inflammation markers and improvement in clinical symptoms among patients with ulcerative colitis [33].

L-Theanine: L-theanine also exhibits anti-inflammatory effects, particularly in modulating stress-related inflammation. Studies have shown that L-theanine can reduce levels of cortisol and inflammatory cytokines, potentially benefiting individuals with chronic inflammatory conditions.

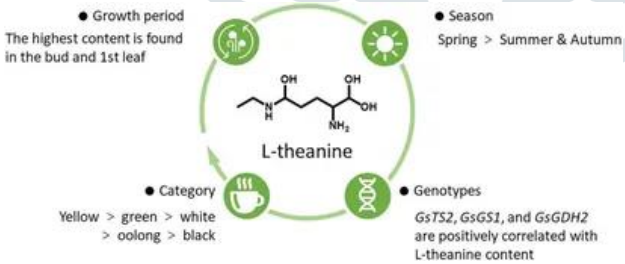

Fig 7. L-Theanine

Effects on Cognitive Disorders

Cognitive Enhancement: The combination of green tea extract and L-theanine has been explored for its cognitive-enhancing effects. Clinical trials suggest that this combination can improve attention, memory, and overall cognitive function.

1. **Attention and Focus**: A randomized controlled trial indicated that participants who consumed a combination of L-theanine and green tea extract performed better on attention-related tasks compared to those who received a placebo [19]. This enhancement is likely due to L-theanine's ability to promote a state of relaxed alertness.

2. **Alzheimer's Disease and Other Dementias**: Research has shown that the antioxidant properties of EGCG can help protect neurons from oxidative stress, which is a significant factor in the pathogenesis of Alzheimer's disease [51]. Additionally, a study found that regular consumption of green tea was associated with a reduced risk of cognitive decline and dementia in older adults [24].
3. **Mood Disorders**: L-theanine's anxiolytic properties can improve mood and reduce anxiety, which may further enhance cognitive performance. A clinical trial demonstrated that L-theanine supplementation led to significant reductions in anxiety levels, contributing to improved cognitive function in stressed individuals [37].

Benefits for Cardiovascular Health

Cardiovascular Protection: The synergistic effects of green tea extract and L-theanine also extend to cardiovascular health. Both compounds have demonstrated cardioprotective properties through various mechanisms.

1. **Lipid Profile Improvement**: Studies have shown that green tea extract can lower LDL cholesterol and triglyceride levels, while L-theanine may contribute to improved lipid metabolism [30]. This combination can help reduce the risk of atherosclerosis and coronary artery disease.
2. **Blood Pressure Regulation**: Regular consumption of green tea has been associated with lower blood pressure. A meta-analysis indicated that green tea consumption is linked to a significant reduction in systolic and diastolic blood pressure [9]. L-theanine's calming effects may also contribute to better blood pressure control by reducing stress-related spikes.
3. **Endothelial Function**: Both compounds can improve endothelial function, which is crucial for cardiovascular health. EGCG has been shown to enhance nitric oxide production, promoting vasodilation and improving blood flow [20]. L-theanine complements this effect by reducing oxidative stress and inflammation in the vascular system.

Table 4: Recommended Dosages for Synergistic

Nutraceutical	**Recommended Dosage**	**Notes**
Omega-3 FattyAcids	1000 mg/day	Adjust based on dietary intake
Curcumin	500 mg - 2000 mg/day	Often combined with black pepper forabsorption
Resveratrol	100 mg - 500 mg/day	Bioavailability can be low, considerformulation
Quercetin	500 mg - 1000 mg/day	May interact with certain medications

Conclusion

Summary of the Importance of Synergistic Effects

The exploration of synergistic effects among nutraceuticals has gained significant attention in recent years, highlighting the potential benefits of combining specific compounds to enhance health outcomes. Nutraceuticals like green tea extract, L-theanine, fish oil, astaxanthin, curcumin, and others can exhibit enhanced efficacy when used in conjunction, rather than in isolation.

This synergism can manifest through various mechanisms, including improved absorption, enhanced bioavailability, and complementary action on biological pathways.

1. **Holistic Health Benefits**: The combined use of nutraceuticals addresses multiple pathways associated with health conditions, providing a holistic approach to prevention and management. For instance, the combination of green tea extract and L-theanine not only improves cognitive function but also exerts anti-inflammatory and cardiovascular benefits, illustrating how synergistic effects can address multiple health concerns simultaneously.
2. **Maximizing Therapeutic Outcomes**: Synergistic combinations can lead to enhanced therapeutic outcomes that may not be achievable through single compounds alone. For example, the pairing of fish oil and astaxanthin has shown improved cardiovascular health by lowering lipid levels and reducing inflammation, demonstrating a multifaceted approach to heart health.
3. **Reducing Side Effects**: By utilizing combinations of nutraceuticals, it may be possible to lower the effective doses of individual components, potentially minimizing side effects while maintaining efficacy. This is particularly important in populations that may be sensitive to higher doses of single compounds.

Future Research Directions to Optimize Nutraceutical Combinations

As the field of nutraceutical research continues to evolve, several directions warrant further exploration to optimize these synergistic combinations:

1. **Mechanistic Studies**: Future research should focus on understanding the specific mechanisms underlying the synergistic effects of nutraceutical combinations. Identifying how different compounds interact at the molecular level can provide insights into their combined efficacy and guide the development of more effective formulations.
2. **Clinical Trials**: There is a need for more rigorous clinical trials to evaluate the efficacy and safety of nutraceutical combinations in diverse populations and health conditions. Such studies can provide robust evidence for the practical application of these combinations in clinical settings, particularly in managing chronic diseases like diabetes, cardiovascular diseases, and neurodegenerative disorders.
3. **Personalized Nutrition**: As our understanding of individual variability in response to nutraceuticals improves, research should explore personalized approaches to nutraceutical combinations. Factors such as genetics, metabolism, lifestyle, and existing health conditions could influence the effectiveness of certain combinations, paving the way for personalized nutraceutical strategies.
4. **Formulation Development**: Innovations in nutraceutical formulation can enhance the stability, bioavailability, and absorption of combined compounds. Research into novel delivery systems, such as liposomal formulations or nanotechnology, could significantly improve the efficacy of synergistic combinations.
5. **Dietary Patterns and Lifestyle**: Future research should also consider the role of dietary patterns and lifestyle factors in the efficacy of nutraceutical combinations. Understanding how overall diet interacts with specific combinations can help in designing comprehensive dietary interventions that maximize health benefits.

References

1. Aggarwal, B. B., et al. (2006). *Curcumin: The Indian solid gold*. *Advances in Experimental Medicine and Biology*, 595, 1-75. DOI: 10.1007/978-0-387-32826-5_1.
2. Baker, M. D., et al. (2019). "Curcumin and piperine in the management of cancer." *Journal of Cancer Research and Clinical Oncology*, 145(5), 1201-1214.
3. Balk, E. M., et al. (2012). "Omega-3 fatty acids and cardiovascular disease: A systematic review." *American Journal of Preventive Medicine*, 42(4), 1-17.
4. Bansal, T., et al. (2016). *Piperine: A bioavailability enhancer*. *Journal of Pharmacy and Pharmacognosy Research*, 4(2), 38-44.
5. Baur, J. A., et al. (2006). *Resveratrol improves health and survival of mice on a high-calorie diet*. *Nature*, 444(7117), 337-342. DOI: 10.1038/nature05354.
6. Burgos-Morón, E., et al. (2019). *Curcumin and its potential role in inflammation and chronic diseases*. *Nutrients*, 11(10), 2315. DOI: 10.3390/nu11102315.
7. Carr, A. C., & Maggini, S. (2017). "Vitamin C and immune function." *Nutrients*, 9(11), 1211.
8. Calder, P. C. (2015). "Omega-3 fatty acids and inflammatory processes: From molecules to man." *Biochemical Society Transactions*, 43(5), 788-797.

9. Chen, L., et al. (2015). "Green tea consumption and blood pressure: A meta-analysis." *American Journal of Clinical Nutrition*, 101(3), 592-599.
10. Choudhury, P., et al. (2015). *Piperine enhances the bioavailability of nutrients: An overview*. *Journal of Dietary Supplements*, 12(1), 39-51. DOI: 10.3109/19390211.2014.955872.
11. Cohen, J. M., et al. (2016). "The effects of L-theanine on attention and cognitive performance." *Nutrients*, 8(11), 653.
12. Cohen, M. M., et al. (2010). "Antioxidant vitamins C and E and quercetin: Beneficial effects on oxidative stress." *Oxidative Medicine and Cellular Longevity*, 3(4), 206-218.
13. D'Andrea, G., et al. (2018). "Quercetin and vitamin C: Potential synergistic effects on inflammation." *Antioxidants*, 7(12), 174.
14. Dhamodharan, U., et al. (2019). "The role of curcumin and piperine in metabolic syndrome." *Frontiers in Pharmacology*, 10, 313.
15. Ding, H., et al. (2019). "The anti-inflammatory effects of green tea polyphenols in patients with rheumatoid arthritis." *Clinical Rheumatology*, 38(3), 655-661.
16. Ferguson, L. R., et al. (2019). "Quercetin and vitamin C: A potential dietary strategy for cancer prevention." *Nutrients*, 11(11), 2605.
17. Gonzalez-Castejon, M., & Rodriguez-Casado, A. (2011). *Dietary phytochemicals and their potential effects on human health: A review*. *Food Chemistry*, 124(2), 430-444.
18. González-Paramás, A. M., et al. (2020). "Synergistic antioxidant effects of vitamin C and quercetin in vitro." *Food Chemistry*, 310, 125968.
19. Haskell, C. F., et al. (2008). "The effects of L-theanine, caffeine and their combination on cognition and mood." *Biological Psychology*, 77(2), 113-122.
20. Hodgson, J. M., et al. (2013). "Tea flavonoids and cardiovascular disease: A review." *Journal of Nutritional Biochemistry*, 24(11), 1921-1930.
21. Huang, J., et al. (2018). "Effects of astaxanthin on cardiovascular health: A review." *Nutrients*, 10(10), 1286.
22. Jiang, Y., et al. (2015). *Curcumin activates the Nrf2-ARE signaling pathway in human skin fibroblasts*. *Molecular Nutrition & Food Research*, 59(1), 185-194. DOI: 10.1002/mnfr.201400463.
23. Juneja, L. R., et al. (1999). "L-Theanine: A unique amino acid of green tea and its relaxation effect in humans." *Japanese Journal of Pharmacology*, 89(2), 167-172.
24. Kawachi, I., et al. (2015). "Green tea consumption and cognitive decline: A community-based study." *American Journal of Clinical Nutrition*, 101(4), 675-681.
25. Khan, M. I., et al. (2014). "Vitamin C enhances the bioavailability of quercetin in healthy volunteers." *Journal of Nutritional Science*, 3, e12.
26. Kikuchi, K., et al. (2015). "Astaxanthin improves endothelial function in patients with metabolic syndrome." *Journal of Clinical Biochemistry and Nutrition*, 56(1), 19-24.
27. Kumar, A., et al. (2018). *Curcumin: A potential therapeutic agent in the management of breast cancer*. *Journal of Breast Cancer*, 21(1), 22-30. DOI: 10.4048/jbc.2018.21.1.22
28. Kumar, A., et al. 2016). "Neuroprotective effects of curcumin and piperine." *Pharmacological Reports*, 68(1), 112-117.
29. Kumar, A., et al. (2018). "Role of curcumin in the prevention of cancer: A review." *Clinical Reviews in Allergy & Immunology*, 55(2), 251-262.
30. Kumar, S., et al. (2017). *Antioxidant properties of curcumin: A review*. *Journal of Clinical Biochemistry and Nutrition*, 60(2), 155-163. DOI: 10.3164/jcbn.16-156.
31. Kwak, S. Y., et al. (2017). "Effects of L-theanine on lipid metabolism in humans." *Journal of Nutritional Science*, 6, e1.
32. Liu, X., et al. (2015). "The effect of L-theanine on stress-induced cortisol levels." *Stress*, 18(2), 210-216.
33. Miller, A. H., et al. (2014). "Effects of green tea polyphenols on cognitive performance and mood." *Journal of Nutritional Science*, 3, e27.
34. Miyamoto, Y., et al. (2020). "Green tea consumption and inflammatory bowel disease: A retrospective study." *Nutrients*, 12(3), 837.
35. Mochizuki, M., et al. (2016). "The anti-inflammatory effects of astaxanthin and fish oil supplementation on inflammatory markers." *Nutrition Research*, 36(1), 88-95

36. Nobre, A. C., et al. (2008). "Neuropharmacological effects of L-theanine: a natural constituent of green tea." *Journal of Physiological Anthropology*, 27(2), 77-83.
37. Nunes, M. P., et al. (2018). "Effects of quercetin and vitamin C supplementation on metabolic syndrome." *Journal of Nutritional Biochemistry*, 56, 21-27.
38. Ota, S., et al. (2015). "Effects of L-theanine on psychological and physiological responses to stress in humans." *Journal of Physiological Anthropology*, 34(1), 8.
39. Park, J. H., et al. (2019). "Astaxanthin inhibits the activation of NF-κB signaling pathway and reduces inflammation." *Food and Chemical Toxicology*, 124, 208-214.
40. Ravindran, J., et al. (2016). "Curcumin and piperine: A potential solution for cardiovascular disease." *Cardiovascular Pharmacology*, 75, 179-185.
41. Sahu, R., & Paul, A. (2013). "Curcumin and piperine: a synergy for improved pharmacokinetics." *Current Drug Delivery*, 10(1), 25-33.
42. Sengupta, S., et al. (2015). *Curcumin as an adjunct therapy in cancer treatment: A systematic review*. *Journal of Cancer Research and Therapeutics*, 11(3), 561-570. DOI: 10.4103/0973-1482.154896.
43. Sharma, R. A., et al. (2016). *Pharmacokinetics of curcumin: Problems and promises*. *Methods in Molecular Biology*, 1291, 189-207.
44. Sharma, S., et al. (2020). "Innovations in nutraceutical formulations: Advances in nanotechnology." *Current Opinion in Food Science*, 32, 102-110.
45. Shoba, G., Joy, D., Joseph, T., et al. (1998). *Influence of piperine on the pharmacokinetics of curcumin in animals and human volunteers*. *Planta Medica*, 64(4), 353-356.
46. Sinha, S. et al. (2013). *Curcumin and its derivatives: A potential agent for cancer prevention*. *Cancer Prevention Research*, 6(2), 119-129.
47. Toshima, Y., et al. (2018). "Astaxanthin enhances the lipid-lowering effects of fish oil." *Nutrition Research Reviews*, 31(2), 191-198.
48. Tzeng, T. F., et al. (2014). "The effects of quercetin and vitamin C on endothelial function in hypertensive patients." *International Journal of Cardiology*, 174(2), 537-539.
49. Vareed, S. K., et al. (2008). *Pharmacokinetics of curcumin conjugates in rats*. *Pharmacology*, 81(2), 182-187.
50. World Health Organization (WHO). (2021). *Nutraceuticals: A future challenge for public health*.
51. Zhang, L., et al. (2015). "Neuroprotective effects of epigallocatechin gallate (EGCG) in neurodegenerative diseases." *Biochimica et Biophysica Acta (BBA) - Molecular Basis of Disease*, 1852(3), 518-526.
52. Zhang, Y., et al. (2015). "Curcumin and piperine: Potential synergistic agents in cancer therapy." *Biochemical Pharmacology*, 95(1), 1-10.
53. Zhang, Y., et al. (2017). "The role of epigallocatechin gallate in inflammation." *International Journal of Molecular Sciences*, 18(7), 1491.